



WAFFLE PENDANT DOWNLIT

TYPE: LX-WPD-

KEY FEATURES

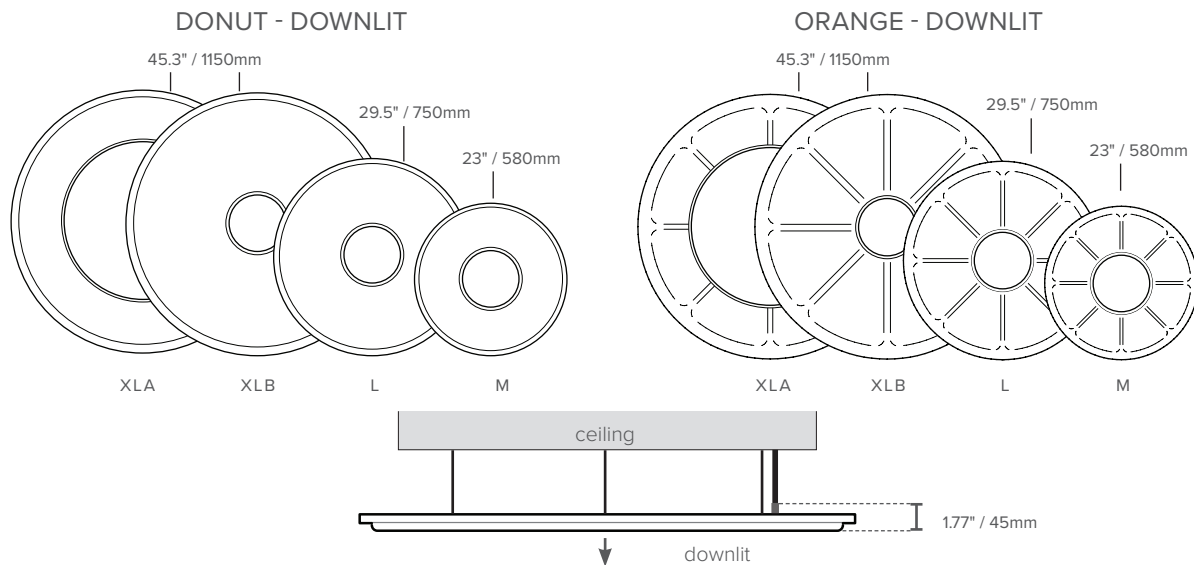
- A suspended acoustic baffle combined with a high-performance dimmable LED light source (Direct)
- Mix and match with Waffle Pendant Uplit and Waffle Acoustic Discs
- Highly effective noise absorption
- Available in 2 sizes, 2 patterns and 77 premium wool colors
- Height adjustable 9' / 3m suspension cables and Black woven power cable
- IES photometric files available
- L70 lifetime rating of 50,000 hours

OPTIONAL EXTRAS

Additional options available upon request

- 0.1% dimming option
- POE
- Bluetooth controller (US & EU only)
- Tunable White output
- White canopy and power cord

SIZE, OUTPUT AND PATTERN



	MEDIUM	LARGE	EXTRA LARGE A	EXTRA LARGE B
Lumen Output	1911 lm	1911 lm	5133 lm	1911 lm
Wattage	23.8 W	23.8 W	48.3W	23.8 W
Efficacy	80.3 lm/W	80.3 lm/W	106.3 lm/W	80.3 lm/W

ORDER CODE

EXAMPLE: LX - WPD - L - 2R - D - 35 - UNV - RD

(Luxxbox Waffle Disc, large (dia 29.5 / 750mm), color 2R, donut pattern, 3500K color temperature, Universal 110-277VAC / 0-10V 1% dimming, remote driver)

LX - WPD											
PRODUCT CODE	SIZE		COLOR	PATTERN		COLOR TEMP		REGION / DIMMING		DRIVER TYPE	
WPD	M	23"/580mm	Use color codes as shown	O	Orange	30	3000K	UNV	0 - 10V - 1% dimming (120-277V) (North America only)	CD	Canopy concealed driver (UNV/North America only)
	L	29.5"/750mm				35	3500K				
	XLA	45.3"/1150mm (large light panel)				40	4000K				
	XLB	45.3"/1150mm (small light panel)									
								G*	1% dimming DSI/DALI (220 - 240V)	RD	Remote driver (UNV or G)


* Global (G) dimming type is available with Remote driver (RD) only

Luxxbox reserves the right to change the specification, material and colors at any time without notice. Standard warranty terms and conditions apply. All rights reserved © All dimensions and values on specification sheet are nominal. July 2024. LX-Waffle-Pendant-Downlit-Spec-Sheet



LUXXBOX USA INC × (P)+1 (415) 871 0448 × USA@LUXXBOX.COM
LUXXBOX PTY LTD × (P)+61 7 3257 2822 × INFO@LUXXBOX.COM
WWW.LUXXBOX.COM





WAFFLE PENDANT DOWNLIT

TYPE: LX-WPD-

AVAILABLE COLORS

Colors are subject to lead times and variations across batches


4M	2T	4T	4C	3V	21	3W	3Q	4N	18
13	39	63	90	3P	3T	4Q	3N	4L	3L
4U	3S	82	4R	3M	58	2W	47	86	4X
4A	4D	2Q	1E	28	4W	1J	31	30	35
1R	1V	1W	1P	1Y	12	67	08	02	4H
3Z	2U	2Z	3X	3B	4B	4S	4K	33	4J
4P	09	26	62	1F	1K	1L	53	3U	1N
3Y	3R	3A	4V	4F	4E	4G			

Luxxbox reserves the right to change the specification, material and colors at any time without notice. Standard warranty terms and conditions apply. All rights reserved © All dimensions and values on specification sheet are nominal. July 2024. LX-Waffle-Pendant-Downlit-Spec-Sheet



LUXXBOX USA INC × (P)+1 (415) 871 0448 × USA@LUXXBOX.COM
LUXXBOX PTY LTD × (P)+61 7 3257 2822 × INFO@LUXXBOX.COM
WWW.LUXXBOX.COM





WAFFLE PENDANT DOWNLIT

TYPE: LX-WPD-

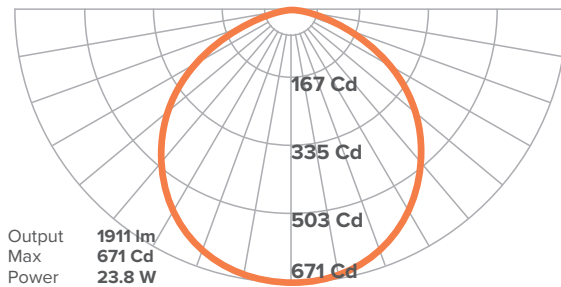
PHOTOMETRICS

LIGHT SOURCE SPECIFICATIONS

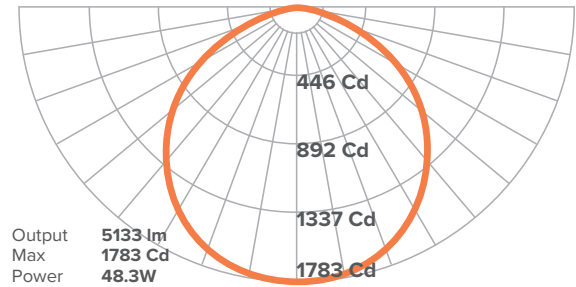
	MEDIUM	LARGE	EXTRA LARGE A	EXTRA LARGE B
	Direct	Direct	Direct	Direct
Delivered Lumen Output	1911 lm	1911 lm	5133 lm	1911 lm
Wattage	23.8 W	23.8 W	48.3 W	23.8 W
Efficacy	80.3 lm/W	80.3 lm/W	106.3 lm/W	80.3 lm/W
CRI	90+			
CCT	3000, 3500, 4000 K			

LUMINOUS INTENSITY DISTRIBUTION (DIRECT)

MEDIUM / LARGE / EXTRA LARGE B



EXTRA LARGE A



TM-30METRICS

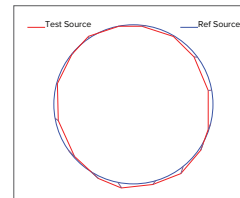
Fidelity Index (Rf): Average similarity to the reference source for all colors

Gamut Index (Rg): Average change in chroma for all colors

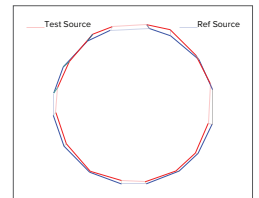
	MEDIUM/LARGE/EXTRA LARGE B	EXTRA LARGE A
Rf (Fidelity Index)	87	88
Rg (Gamut Index)	96	97

COLOR VECTOR GRAPHIC

MEDIUM / LARGE / EXTRA LARGE B



EXTRA LARGE A




Luxbox reserves the right to change the specification, material and colors at any time without notice. Standard warranty terms and conditions apply. All rights reserved © All dimensions and values on specification sheet are nominal. July 2024. LX-Waffle-Pendant-Downlit-Spec-Sheet



LUXBOX USA INC × (P)+1 (415) 871 0448 × USA@LUXBOX.COM
LUXBOX PTY LTD × (P)+61 7 3257 2822 × INFO@LUXBOX.COM
WWW.LUXBOX.COM





WAFFLE PENDANT DOWNLIT

TYPE: LX-WPD-

MATERIAL SPECIFICATIONS

COLOR FASTNESS TO LIGHT:	ISO 105-B02-1994 Rating: 6-7
FIRE TEST:	AS 1530.3 ISO 9705: Group 1 GB8624 B1 BS EN 13501: Classification B-s1, d0
ENVIRONMENTAL:	PET achieves GreenTag Certification GreenRate: Level A
THERMAL TRANSITION:	ASTM C518-2010. R- Value = 0.30 m ² K/W
SOUND ABSORPTION:	AS ISO 354 – 2006 Noise reduction coefficient (NRC) = 0.7
VOC EMISSIONS:	ASTM D5116 Rate: < 0.02 mg/m ² /hr (7 days)

PRODUCT ACOUSTIC PROPERTIES

Testing and post analysis procedures were carried out in accordance with the references detailed below:

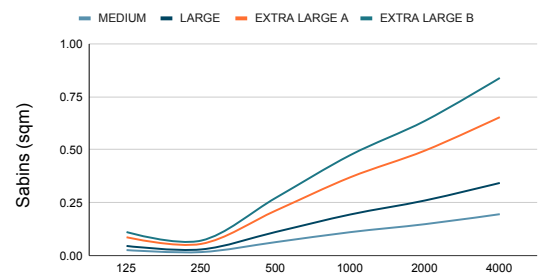
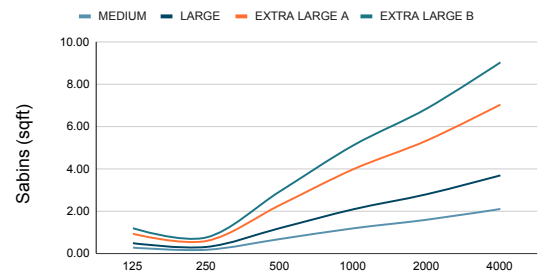
AS ISO 354-2006 (R2016)	Acoustics—Measurement of sound absorption in a reverberation room
AS ISO 11654—2002	Rating of sound absorption—Materials and systems
ASTM C423-17	Standard Test Method for Sound Absorption and Sound Absorption Coefficients by the Reverberation Room Method
ASTM E795-16	Standard Practices for Mounting Test Specimens During Sound Absorption Tests
ISO 20189	Screens, furniture and single objects intended for interior use. Rating of sound absorption and sound reduction of elements based on laboratory measurements.

IMPERIAL SABINS

	MEDIUM	LARGE	EXTRA LARGE A	EXTRA LARGE B
Frequency (Hz)				
125	0.28	0.49	0.93	1.20
250	0.18	0.31	0.59	0.76
500	0.68	1.20	2.29	2.93
1000	1.19	2.09	3.98	5.11
2000	1.60	2.80	5.34	6.85
4000	2.10	3.69	7.03	9.02

METRIC SABINS

	MEDIUM	LARGE	EXTRA LARGE A	EXTRA LARGE B
Frequency (Hz)				
125	0.03	0.05	0.09	0.11
250	0.02	0.03	0.06	0.07
500	0.06	0.11	0.21	0.27
1000	0.11	0.19	0.37	0.47
2000	0.15	0.26	0.50	0.64
4000	0.20	0.34	0.65	0.84



The Sabin data shown above is in accordance with the latest International Standards for the rating of sound absorption and reduction. This is different from the classic methodology, which includes the calculation of the Noise Reduction Coefficient (NRC), the Sound Absorption Average (SAA), the Weighted Sound Absorption Coefficient (α_w) and the Sound Absorption Class (SAC). However, to make it easier to compare against other products, we are including that information on the table on the right, which was calculated using the Largest Single Face method. Fully detailed test reports are available upon request.


NRC	0.75
SAA	0.76
α_w	0.65 (H))
SAC	C

Luxbox reserves the right to change the specification, material and colors at any time without notice. Standard warranty terms and conditions apply. All rights reserved © All dimensions and values on specification sheet are nominal. July 2024. LX-Waffle-Pendant-Downlit-Spec-Sheet



LUXBOX USA INC × (P)+1 (415) 871 0448 × USA@LUXBOX.COM
LUXBOX PTY LTD × (P)+61 7 3257 2822 × INFO@LUXBOX.COM
WWW.LUXBOX.COM












WAFFLE PENDANT DOWNLIT

TYPE: LX-WPD-

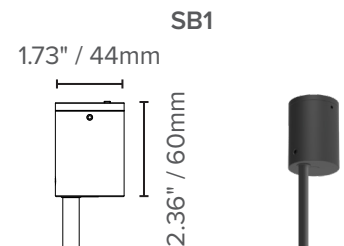
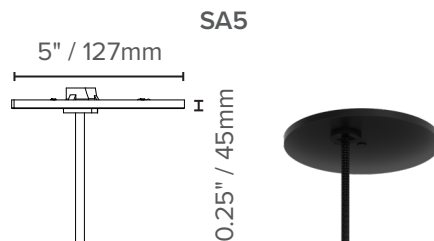
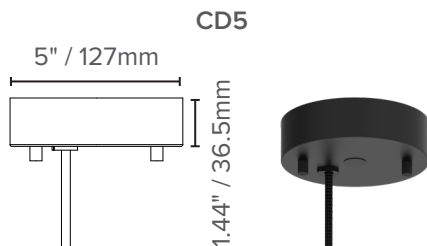
DRIVER INFORMATION

REGION/DIMMING	SIZE	WATTAGE (W)	MAX VOLTAGE (V)	COMPLIANCE
UNIVERSAL (UNV) 0-10V - 1% dimming 110 - 277VAC (North America only)	MEDIUM / LARGE / EXTRA LARGE B	23.8W	10-55VDC	 
	EXTRA LARGE A	48.3W		
GLOBAL (G) 0-10V - 1% dimming 220 - 240VAC DSI DALI	MEDIUM / LARGE / EXTRA LARGE B	23.8W	20-46VDC	    
	EXTRA LARGE A	48.3W	20-40VDC	

CANOPY INFORMATION

Please note power cord and canopy will always be supplied in black unless specified otherwise.

SIZE	UNV (NORTH AMERICA)		G (GLOBAL)
	CD	RD	RD
WPD-M/L/XLA/XLB	CD5	SA5	SB1




Luxbox reserves the right to change the specification, material and colors at any time without notice. Standard warranty terms and conditions apply. All rights reserved © All dimensions and values on specification sheet are nominal. July 2024. LX-Waffle-Pendant-Downlit-Spec-Sheet



LUXBOX USA INC × (P)+1 (415) 871 0448 × USA@LUXBOX.COM
LUXBOX PTY LTD × (P)+61 7 3257 2822 × INFO@LUXBOX.COM
WWW.LUXBOX.COM



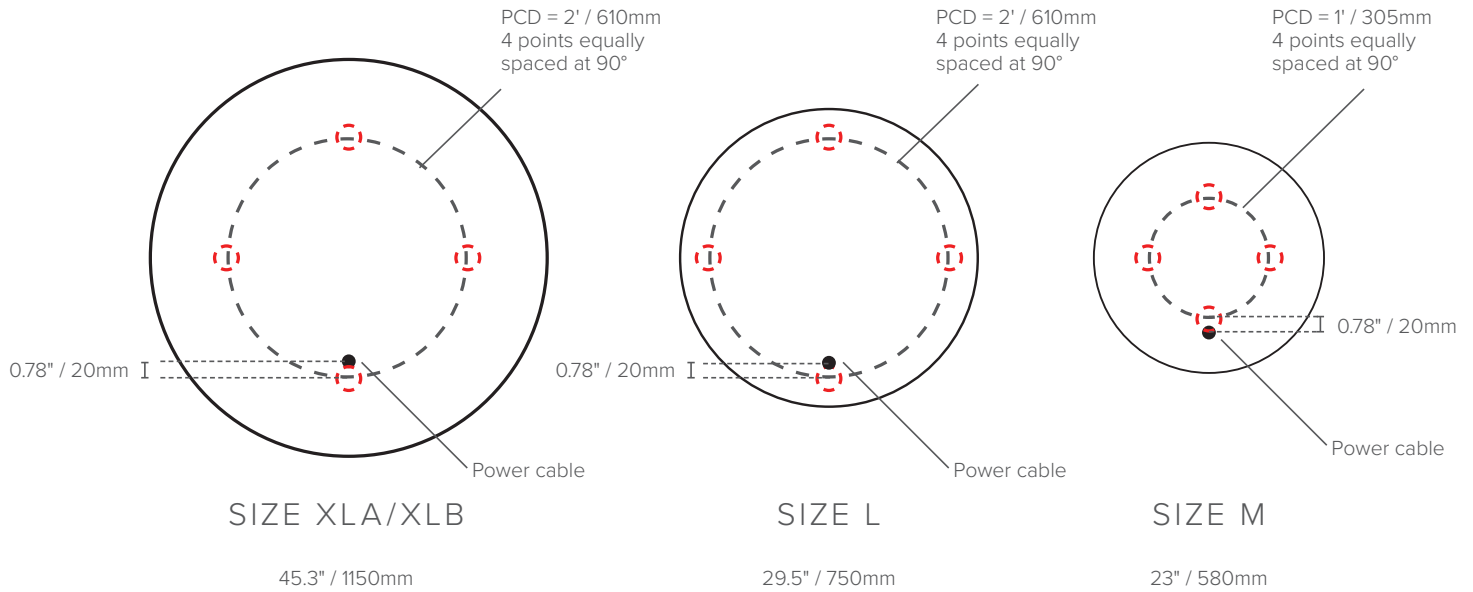


WAFFLE PENDANT DOWNLIT

TYPE: LX-WPD-

SUSPENSION POINTS

(All suspended Discs supplied with 9' / 3m of height adjustable suspension cables)



Luxbox reserves the right to change the specification, material and colors at any time without notice. Standard warranty terms and conditions apply. All rights reserved © All dimensions and values on specification sheet are nominal. July 2024. LX-Waffle-Pendant-Downlit-Spec-Sheet



LUXBOX USA INC × (P)+1 (415) 871 0448 × USA@LUXBOX.COM
LUXBOX PTY LTD × (P)+61 7 3257 2822 × INFO@LUXBOX.COM
WWW.LUXBOX.COM

